




The Ultimate in High Speed and High Accuracy!! Ever-Evolving Linear Motor Machine



*Equipped with 50-tool magazine and pallet changer "PC2"

Features *Compared to our conventional machine model

- Exclusive spec. for High-precision machining Offer high performance to meet the needs
- High resolution scale(X/Y/Z axis) is installed Resolution capability 10nm
- Matsura's unique collision avoidance system "Intelligent Protection System" and the next generation operating system "MIMS" are installed as standard.



B-/C-axis table with both sides supported

Expandability Options

MAXIA Spindle


BT30 / HSK-E40

* HSK-E40 Options

Tool magazines

30/50 tools : Chain magazine

128 to 338 tools : Matrix magazine



50-tool chain magazine

Pallet magazines

PC2 **PC42** **PC91**

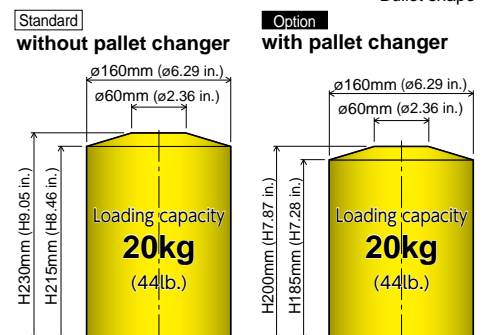
Selectable clamping system

system 3R, EROWA



PC2

Maximum Workpiece Size * Bullet shape



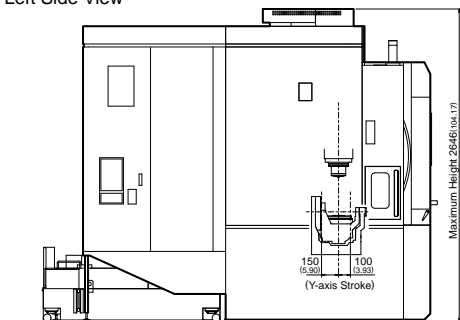
MAXIA
Innovation by Matsura

High Precision Linear Motor Machine

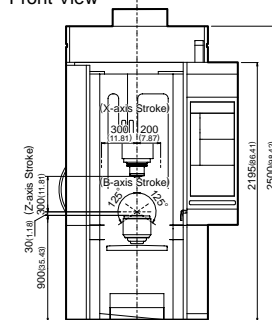
LF-160

LF-160 Outline (10-tool Magazine and NON-PC) Unit : mm (inch)

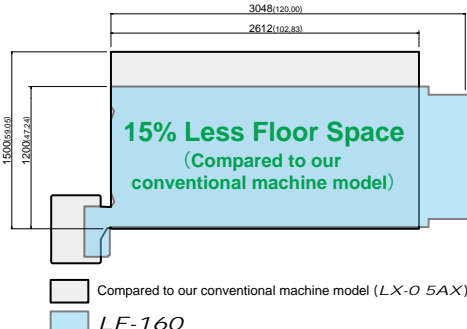
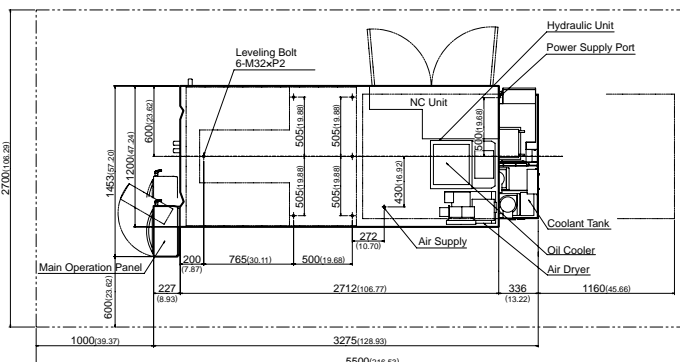
Left Side View



Front View

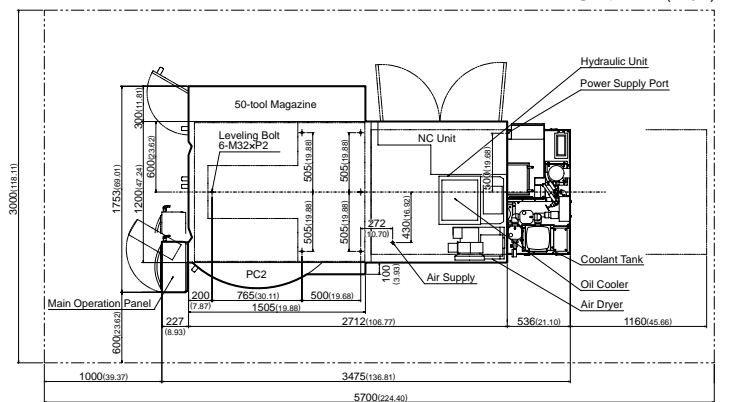


LF-160 Floor Plan (10-tool Magazine and NON-PC) Unit : mm (inch)



LF-160 Floor Plan (50-tool Magazine and Pallet changer) Option Unit : mm (inch)

Unit : mm (inch)



LF-160 Standard Machine Specifications

■ Movement and Range

X-Axis Travel	mm(in.)	500 (19.68)
Y-Axis Travel	mm(in.)	250 (9.84)
Z-Axis Travel	mm(in.)	300 (11.81)
B-Axis Travel	deg	-125 ~ +125
C-Axis Travel	deg	360
From Table Surface To Spindle End	mm(in.)	30 ~ 330 (1.18 ~ 12.99) (B-Axis 0 degree)

■ Table

Working Surface	mm(in.)	∅100 (∅3.93)
Loading Capacity	kg(lb.)	20 (44)
Max. Work Size	mm(in.)	∅160 x H230 (∅6.29 x H9.05) * Bullet shape
Height from floor surface to table surface	mm(in.)	900 (35.43) (B-Axis 0 degree)

■ Spindle

Spindle Speed Range	min ⁻¹	400 ~ 46,000
Spindle Taper		7 / 24 taper BT30 (Double contact type)
Spindle Motor Power	kW	7.5 / 15
Max. Spindle Motor Torque	N·m/min ⁻¹	8.68 / 15,000

■ Feedrate

Rapid Traverse Rate (X/Y/Z)	mm/min(ipm)	90,000 (3,543.3)
Rapid Traverse Rate (B)	mm ⁻¹	100
Rapid Traverse Rate (C)	mm ⁻¹	200

■ Automatic Tool Changer

Type of Tool Shank		JIS B 6339 30T
Tool Storage Capacity	pcs.	10
Max. Tool Diameter	mm(in.)	∅46 (∅1.81)
Max. Tool Length	mm(in.)	150 (5.90)
Max. Tool Mass	kg(lb.)	1.5 (3.3)

■ Power Sources *Depending on options

Power Capacity	kVA	43
----------------	-----	----

■ NC System

Control System		Mitsuba L-Tech 30i
----------------	--	--------------------

■ Standard Accessories

01. Total Splash Guard	02. ATC Magazine Guard
03. ATC Auto Door	04. Spindle Oil Cooler
05. Auto Grease Supply Unit for X/Y/Z	06. Air Dryer
07. Synchronized Tapping	08. AD-TAP Function
09. IPC Function	10. Scale Feedback for the X/Y/Z/B/C-Axis
11. Coolant Unit	12. Chip Flow
13. Linear Motor Cooler	14. Spindle Overload Protection
15. 9 sorts of M-code Counters	16. Work Light
17. Standard Mechanical Tool and Tool Box	18. Machine Color Paint
19. MIMS	20. Intelligent Protection System
21. Spindle Run Hour Meter	22. Levelling Pads and Bolts
23. Automatic Operation Run Hour Meter	
24. PC tool for memory card program operation and editing	



URL : <http://www.matsuba.co.jp/>
E-MAIL : webmaster@matsuba.co.jp

MATSUBA MACHINERY CORPORATION

1-1 Urushihara-cho Fukui City 910-8530, Japan TEL : +81-776-56-8106 FAX : +81-776-56-8151

MATSUBA EUROPE GMBH (www.matsuba.de/)

Berta-Cramer-Ring 21 D-65205 Wiesbaden-Delkenheim, Germany TEL : +49-6122-7803-80 FAX : +49-6122-7803-33

MATSUBA MACHINERY LTD. (www.matsuba.co.uk/)

Gee Road, Whitwick Business Park, Coalville Leicestershire LE67 4NH, England TEL : +44-1530-511-400 FAX : +44-1530-511-440

MATSUBA MACHINERY GmbH (www.matsuba.de/)

Berta-Cramer-Ring 21 D-65205 Wiesbaden-Delkenheim, Germany TEL : +49-6122-7803-0 FAX : +49-6122-7803-33

ELLIOTT MATSUBA CANADA INC. (www.elliottmachinery.com/)

2120 Buckingham Road Oakville Ontario L6H 5X2, Canada TEL : +1-905-829-2211 FAX : +1-905-829-5600

MATSUBA MACHINERY USA, INC. (www.matsubausa.com/)

325 Randolph Ave., St. Paul, MN 55102 TEL : +1-651-289-9700

* Product specifications and dimensions are subject to change without prior notice. Products are subject to all applicable export control laws and regulations.