



Now Available with **BT50** Reliable Heavy Machining of Hard-to-Cut Materials

New!



OPTION

#50

VX-1500

Vertical Machining Center

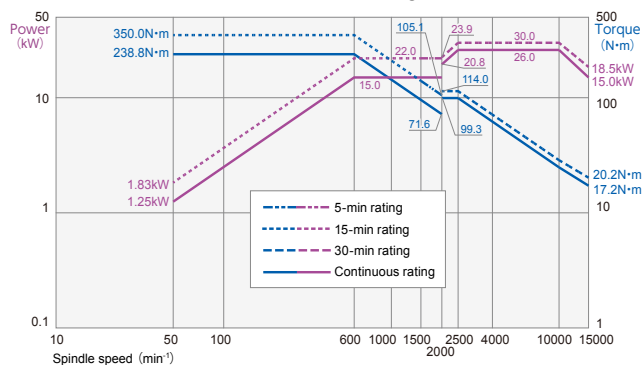
MAXIA Spindle

Assembled and adjusted in a dedicated clean room to ensure that spindle runout at the mouth is reduced to less than 1 micron. Thermal displacement, vibration and noise are reduced to the minimum and contribute to high precision machining.

Spindle Thermal Displacement Compensation Eliminates Thermally Induced Volumetric Errors

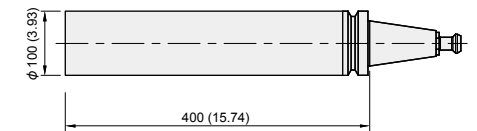
The spindle thermal displacement compensation function effectively eliminates volumetric errors that might be induced thermally. Stable machining accuracy is assured for extended years of operation.

Spindle motor power & torque diagram

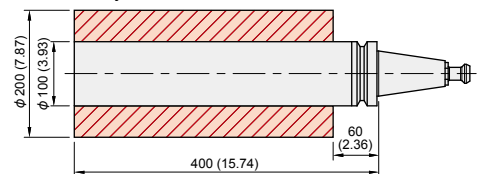


Max. tool size mm (in.)

(with adjacent tools)



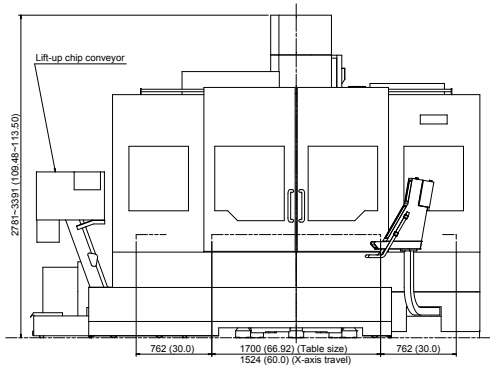
(without adjacent tools)



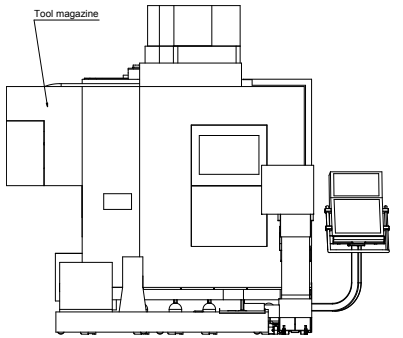
VX-1500 External View

Unit : mm (in.)

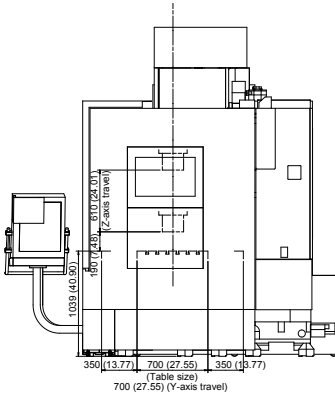
Front view



Left side view



Right side view



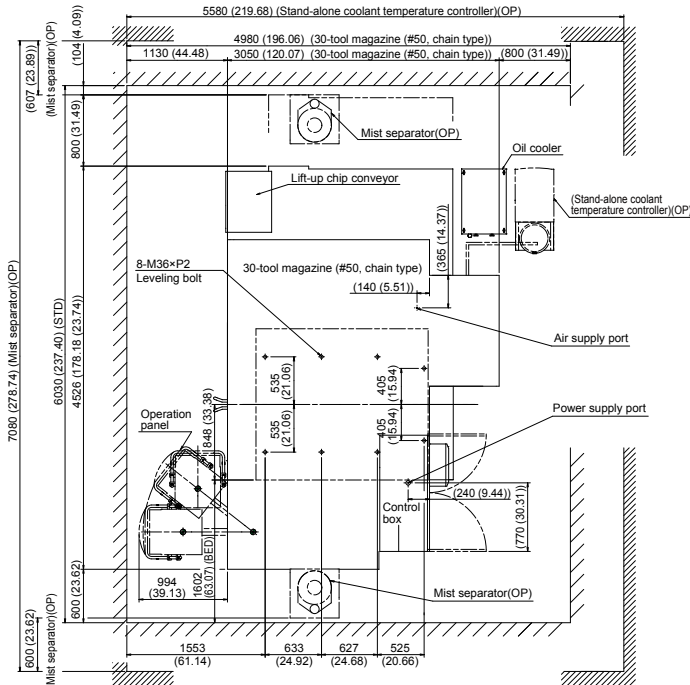
Machining test results

Material: S50C (steel)		#40 15,000min ⁻¹		#50 15,000min ⁻¹	
Face mill	Cutter data	D125mm (D4.92in.), 9-flute		D125mm (D4.92in.), 9-flute	
		W	D	W	D
		100mm (3.93in.)	5mm (0.19in.)	100mm (3.93in.)	5mm (0.19in.)
	Max. cutting capacity	440cc/min		480cc/min	
End mill	Cutter data	D20mm (D0.78in.), 4-flute		D25mm (D0.98in.), 4-flute	
		W	D	W	D
		3mm (0.11in.)	35mm (1.37in.)	3mm (0.11in.)	40mm (1.57in.)
	Max. cutting capacity	683cc/min		720cc/min	

*Above data is based on actual cases. Depending on conditions, results may differ from those listed above.

VX-1500 Floor Plan

Unit : mm (in.)



Specifications

		#40	#50
Spindle	Rotation speed	mm ⁻¹	15,000
	Bearing ID	mm (in.)	D80 (D3.14) / D90 (D3.54)
	Max. torque	Nm	350
	Lubrication system		Automatic greasing type / Oil-air
Tool storage capacity	tools	48	30
Maximum tool length	mm (in.)	300 (11.81)	400 (15.74)
Maximum tool diameter	mm (in.)	D76 / D125 (D2.99 / D4.92)	D100 / D200 (D3.93 / D7.87)
Maximum tool weight	kg (lb.)	7 (15.4)	15 (33)
Travel (X / Y / Z)	mm (in.)	1,524 / 700 / 610 (60 / 27.55 / 24.01)	1,524 / 700 / 610 (60 / 27.55 / 24.01)
Working surface	mm (in.)	1,700 × 700 (66.92 × 27.55)	1,700 × 700 (66.92 × 27.55)
Maximum workpiece weight	kg (lb.)	2,000 (4,400)	2,000 (4,400)



URL : <http://www.matsura.co.jp/>
E-MAIL : webmaster@matsura.co.jp

MATSUURA MACHINERY CORPORATION

1-1 Urushihara-cho Fukui City 910-8530 Japan TEL : +81-776-56-8106 FAX : +81-776-56-8151

MATSUURA EUROPE GMBH (www.matsura.de/)

Berta-Cramer-Ring 21 D-65205 Wiesbaden-Delkenheim, Germany TEL : +49-6122-7803-80 FAX : +49-6122-7803-33

MATSUURA MACHINERY LTD. (www.matsura.co.uk/)

Gee Road, Whitwick Business Park, Leicestershire LE67 4NH, England TEL : +44-1530-511-400 FAX : +44-1530-511-440

MATSUURA MACHINERY GmbH (www.matsura.de/)

Berta-Cramer-Ring 21 D-65205 Wiesbaden-Delkenheim, Germany TEL : +49-6122-7803-0 FAX : +49-6122-7803-33

ELLIOTT MATSUURA CANADA INC. (www.elliottmachinery.com/)

2120 Buckingham Road Oakville Ontario L6H 5X2, Canada TEL : +1-905-829-2211 FAX : +1-905-829-5600

MATSUURA MACHINERY USA INC. (www.matsurausa.com/)

325 Randolph Ave., St. Paul, MN 55102, U.S.A. TEL : +1-651-289-9700

* Product specifications and dimensions are subject to change without prior notice. This product is subject to all applicable export control laws and regulations