



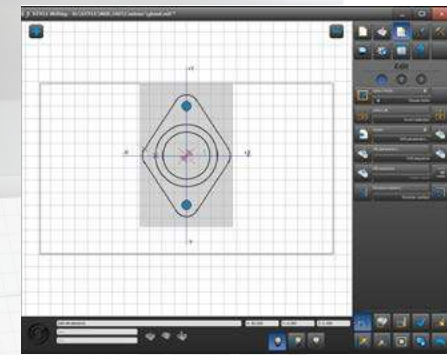
STYLE mill

The best mill for small series

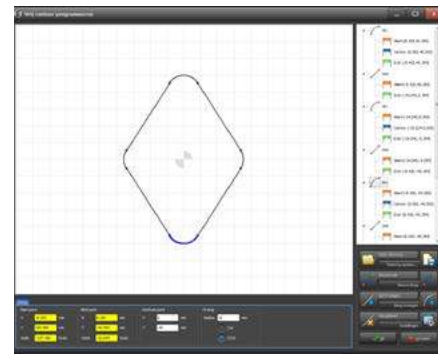
Machinebuilders since 1991

STYLE mill

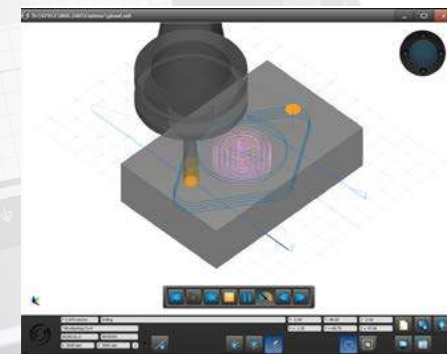
The best mill for small series



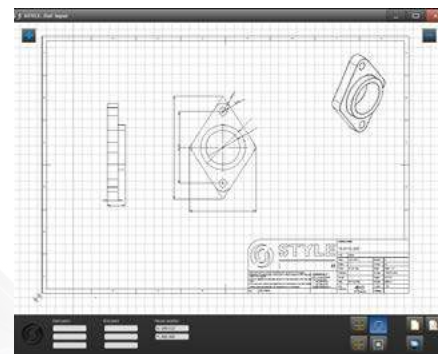
Easy and fast programming



Free contour drawing with a minimum of values



3D simulation for testing and time calculation



DxF import from CAD software



BT 600



BT 1000



BT 1500 / BT 1500+



BT 2000



BT 3000

Easy, smart and simple programming

- Extensive CNC functionality
- 3D simulation program
- Graphic interface on 19" touchscreen
- DxF files import
- Free contour drawing with a minimum of values
- ISO G-codes import, edit and execute
- Easy to learn and use

- Shortcuts and key codes for faster working
- Execute of large G-code programs
- Program with an extensive intuitive control without any G-code knowledge
- Thread repair and prototyping
- Desktop preparation version

The best mill for small series

- For single pieces and small series
- Easy and intuitive control
- Modern and ergonomic design
- 7 models: X/Y movement 600x410 up to 3000x1100 mm
- Extensive table load; from 300 up to 3000 kg
- Main motor power from 5,5 up to 37 kW
- Stable cast iron frame
- Optional as full enclosed machine
- Optimal accessibility and operational ease
- Complete Dutch design and development
- Produced and controlled from Holland
- Several options possible

Machinebuilders since 1991

STYLE BT series

Technical specifications



Machine		BT 600	BT 1000	BT 1500	BT 1500+	BT 2000	BT 3000
X-axis movement	mm	600	1000	1500	1500	2000	3000
Y-axis movement	mm	450	550	650	650	800	800 / 1100
Z-axis movement	mm	550	650	600	700	700 / 800	700 / 1100
Bed width	mm	370	580	700	700	1250	1810 / 2550
Work table	mm	700 x 450	1400 x 410	1850 x 610	1850 x 610	2200 x 600	3200 x 800 / 3200 x 1100
T-slots (DIN 650)	mm	5 x 18	3 x 18	5 x 18	5 x 18	5 x 18	5 x 22
Maximum table load	kg	300	500	1000	1000	1500 / 2000	3000
Height work table	mm	800	810	850	850	900	950 / 1070
Distance spindle nose to table	mm	110-660	150-800	130-730	80-780	150-850	150-850 / 150-1250
Distance spindle nose to column	mm	545	610	625	660	880	880 / 1190
Main spindle							
Main motor power	kW	5.5	7.5 / 11	7.5 / 11	11 / 15	11 / 15 / 18.5 / 22	22 / 37
Maximum spindle speed	rpm	8000 - 12000	8000 - 12000	8000 - 12000	6000 - 12000	6000 - 12000 (40) 6000 - 8000 (50)	6000 - 10000 (40) 6000 - 8000 (50)
Spindle taper	BT - SK/DIN69871	40 ¹	40 ¹	40 ¹	40 ¹	40 ¹ / 50 ¹	40 ¹ / 50 ¹
X-, Y- and Z-axis							
Rapid movement	m/min	16	8	8	8	8	8
Feed rate	mm/min	0,01 - 4000	0,01 - 4000	0,01 - 4000	0,01 - 4000	0,01 - 4000	0,01 - 4000
Pressure X-, Y- and Z-axis (nom/max)	kN	3 / 6.2 (X and Y) 7.5 / 15 (Z)	7.4 / 14.8	7.4 / 14.8 (X and Y) 7.4 / 14.8 (Z - 7.5 kW) 18 / 36.2 (Z - 11 kW)	18.1 / 36.2	15 / 30 (X and Y) 19.2 / 38.5 (Z)	28.9 / 57.9 (X and Y) 36.9 / 73.8 (Z)
Tool changer							
Automatic tool changer ¹	#	12 ² / 16 ³	24 ⁴	24 ⁴	24 ⁴	24 ⁴	24 ⁴
General							
Weight	kg	3000	3800	5300	5800	8500 / 12500	11500 / 23000
Machine dimension (l/w/h)	m	2.5 x 1.9 x 2.4	2.8 x 2.0 x 2.5	3.1 x 2.3 x 2.5	3.1 x 2.3 x 2.8	3.8 x 3.0 x 2.9	7.4 x 3.1 x 2.9 7.6 x 3.4 x 3.9
Options							
Fully enclosed sheet metal with chipconveyor		MC 750	MC 1000	option	option	option	option
Coolant through the spindle		MC 750	MC 1000	option	option	option	option
Integrated 4th axis		option	option	option	option	option	option

¹Choose between BT of SK/DIN69871 spindle taper ²Horizontal ³Vertical ⁴Choice of vertical / horizontal
Besides the standard BT series STYLE also supplies a DC series with XYZ values up to 10200 mm x 5300 mm x 1500 mm



STYLE CNC Machines NL

Nijverheidsweg 15
3751 LP Bunschoten, The Netherlands
info@stylecncmachines.com
+31 (0)33 - 20 525 00



STYLE CNC Machines CZ

Stanovice 37
544 01 Dvůr Králové nad Labem, Czech
info@stylecncmachines.cz
+420 499 421 713



STYLE CNC Machines PL

ul. Zuzanny 34
41-219 Sosnowiec, Poland
info@stylecncmachines.pl
+48 883 444 723



STYLE CNC Machines BE

Vlierstraat 5
B-8790 Waregem, Belgium
info@stylecncmachines.be
+32 497 322 109

Correspondence

PO box 136
3750 GC Bunschoten
Holland

Production and showroom

Nijverheidsweg 15
3751 LP Bunschoten
Holland

T +31 33 - 205 25 00
E info@stylecncmachines.com
I www.stylecncmachines.com